



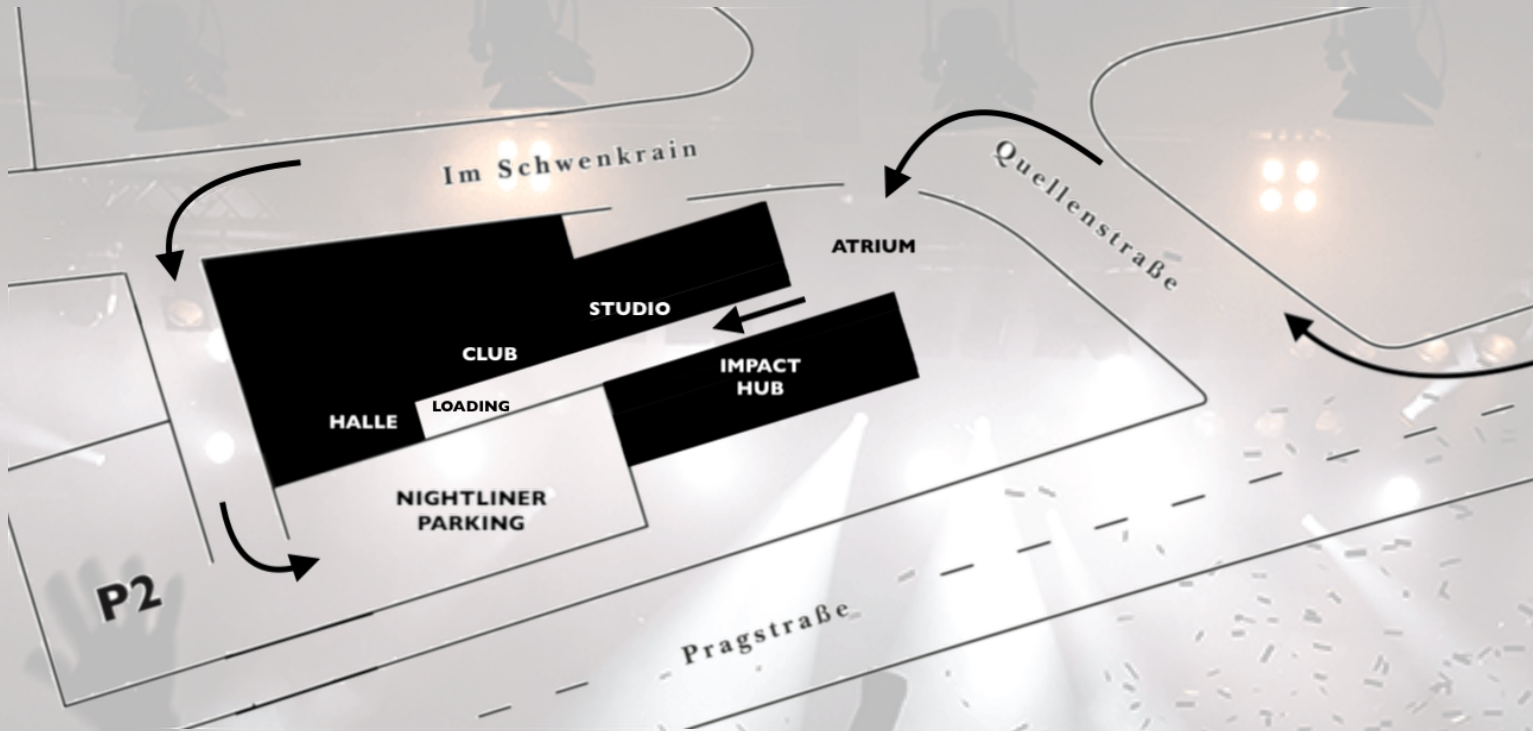
**VENUE SPECS
HALLE**

**IM 
WIZEMANN**

STUTTGART

Navigation: Im Wizemann
Quellenstr. 7
70376 Stuttgart

Tel: 0711 400 564 - 40
Mail: info@imwizemann.de
Web: www.imwizemann.de

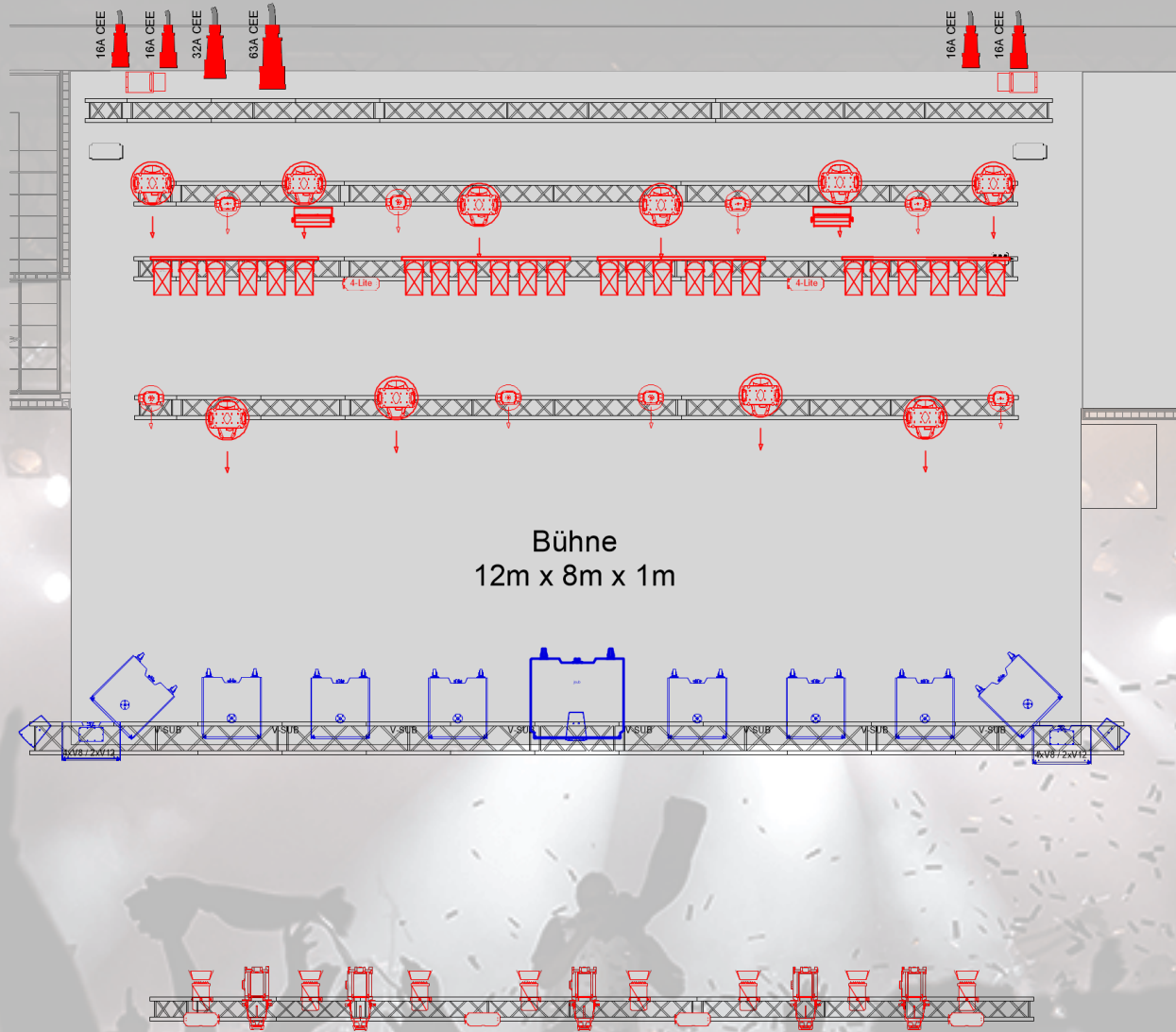


LOADING: **CAR/VAN:** You can park right next to the venue. 10m to the stage (no stairs).
NIGHTLINER: Please read the detailed parking instruction (pg. 9).

PARKING: Please use our parking lot. AC power available (2x 32A).

FOR DETAILED PARKING INSTRUCTIONS PLEASE SEE OUR PARKING SHEET! (pg. 9)

Capacity:	1300	Dressing-Rooms:	yes (2-3)
Kitchen:	no	Backstage Toilets:	yes
Bus Parking:	yes	Production Office:	yes (1)
Bus Power:	2x 32A CEE	Shower:	yes (4)
Merch Fee:	200,- EUR (+ 19% VAT)	WiFi:	yes
Washer & dryer:	please ask		



Bühne
12m x 8m x 1m

Clearance:

Backdrop Truss	4,55m	moveable
Back Truss	4,70m	moveable
Mid Truss 2	4,70m	moveable
Mid Truss 1	4,70m	moveable
PA Truss	5,20m	not moveable
Front Truss	5,40m	moveable

Legende Halle

Symbol	Beschreibung	Details
	Stufenlinse	1000W
	4-Lite Blinder	2600W
	6er-Bar	1000W CP61
	Profil Zoom	ETC S4 Zoom 15-30° 750W
	Stroboskop	Atomic 3000 LED
	LED Washer (RGB)	Martin Mac Aura XIP (Basic Mode)
	LED Spot	JB Lighting P10 HP (Mode 2)
	Hazer	JEM Hazer Pro
	Flood	LUI Sym 1kW
	LE350 Par (RGBA)	BronKobold
	d&b V8 / V12	Line Array <small>Info: Abstand PA - Delay Line 13,3m</small>
	d&b Y10	Center, Outfill, Delay <small>Info: Abstand PA - Delay Line 13,3m</small>
	8x d&b V-Sub	Cardioid Subwoofer
	1x d&b V-Infra	Infra Subwoofer
	Prolyte H30V	
	Prolyte H40V	
	Molton schwarz	



Crash Barrier

Höhe 110cm

Stage:	12m x 8m x 1m	Power Stage:	see below
Clearance:	see below	Soundcheck:	5pm (Mo-Fr)
Rigging:	no	FOH:	yes
Pyro:	no	Curfew Stage:	11pm
Side Stage:	yes (stage left + right)	Barriers:	yes

SOUNDCHECK

NO SOUNDCHECK BEFORE 5 PM (MO – FR)

DIMENSIONS LOADING DOOR

208cm x 190cm (height x wide)

BARRIERS

Crash Barriers (Mojo) vor der Bühne sind bei unbestuhlten Konzerten zwingend erforderlich (behördlich in der Baugenehmigung angeordnet).

Crash Barriers (Mojo) in front of the stage are mandatory for unseated concerts (legally arranged in the building license).

MULTICORE TO FOH

Digital:	8x AES EBU	6x CAT7 cable with CAT6a jack
Analog:	Analog 40 In / 8 Out	
Analog & Digital:	5x BNC75ohm	
DMX:	4x DMX (5-pol)	
	Houselight via 1x CAT - LUMINEX Luminode 4 - ARTNET	

SOUND LIMIT (DIN 15905-5)

Maximaler Innenschalldruck (behördlich in der Baugenehmigung angeordnet!):

Mittelungspegel LAeq = 99 dB(A)

Peakwert LCPeak = 135 dB(C)

Es läuft eine dauerhafte Protokollierung der Werte. Der LAeq 99db wird über 30min gemessen.

No.	Manufacturer	Type	Description
SOUND			
Main PA			
8	d&b	V8	80° Line-Array
4	d&b	V12	120° Line-Array
8	d&b	V-Sub	Cardioid
1	d&b	J Infra	Cardioid
Outfill			
2	d&b	Y10P	110° Fullrange
Center			
2	d&b	10A-D	110° Fullrange
Delay			
2	d&b	Y10P	110° Fullrange
Controler			
4	d&b	D80	4-Channel DSP Amp
1	d&b	D40	4-Channel DSP Amp
Desk			
1	Yamaha	CL5	inkl. MY8-AE Karte
1	Yamaha	Rio 3224	32 In / 16 Out
Monitoring			
14	d&b	M4	15" LF, 1.3" HF
2	d&b	B6 Sub	2x 15"
6	d&b	D12	2-Channel DSP Amp
Micros			
7	Shure	SM58	
6	Shure	SM57	
1	Shure	Beta52	
4	Sennheiser	e904	
1	Sennheiser	e906	
3	AKG	C535	
3	Neumann	KM184	
1	Beyer Dynamic	M88	
1	Shure	Beta58	
1	Shure	Beta91	
2	Sennheiser	MD421	
6	Radial	Pro-DI Passiv	DI Box
2	Radial	JPI Duplex	DI Box
4	BSS	AR116	DI Box
DJ			
2	Technics	SL-1210 MK2	
2	Pioneer	CDJ2000 NXS	
1	Pioneer	DJM900 NXS	
4	Luke	ASB-1	Anti Shock Absorber
LIGHTING			
8	Desisti	Leonardo 1kW Fresnel	
4	Thomas	6er-Bar	
6	Thomas	4Lite Blinder	
5	ETC	S4 Zoom 15-30°	
9	JB - Lightning	P10 Profile HP	
8	Martin	MacAura XIP	
2	Martin	Atomic3000 LED	
2	Smoke Factory	Tour Hazer II	Hazer
Controler			
4	ETC	Alex M 2,5	Dimmer
2	Swisson	XSP-5	DMX Booster
Desk			
1	MA Lighting	GrandMA3 compact XT	

Fixture	Mode	Total	Back	Mid 2	Mid 1	Front	House
Fresnel	Dim 8-bit	8	-	-	-	8	-
S4 Profile	Dim 8-bit	5	-	-	-	5	-
4Lite	Dim 8-bit	8	-	4	-	4	-
PAR64	Dim 8-bit	12	-	12	-	-	-
JB Lighting P10 HP	Mode 2 (60ch)	10	6	-	4	-	-
Martin Mac Aura XIP	Basic (36ch)	8	4	-	4	-	-
Martin Atomic 3000 LED	4 channel	2	2	-	-	-	-
Martin Jem Compact Pro	3 channel	2	-	-	-	-	-
House Flood	Dim 8-bit	12	-	-	-	-	12
House Ambient	RGBA 8-bit	12	-	-	-	-	12

Fix ID	Name	Patch	Mode	Position
1	Fresnel #1	3.001	Dimmer 8-bit	Front
2	Fresnel #2	3.002	Dimmer 8-bit	Front
3	Fresnel #3	3.003	Dimmer 8-bit	Front
4	Fresnel #4	3.004	Dimmer 8-bit	Front
5	Fresnel #5	3.005	Dimmer 8-bit	Front
6	Fresnel #6	3.006	Dimmer 8-bit	Front
7	Fresnel #7	3.007	Dimmer 8-bit	Front
8	Fresnel #8	3.008	Dimmer 8-bit	Front
9	S4 Profile #1	3.009	Dimmer 8-bit	Front
10	S4 Profile #2	3.010	Dimmer 8-bit	Front
11	S4 Profile #3	3.011	Dimmer 8-bit	Front
12	S4 Profile #4	3.012	Dimmer 8-bit	Front
13	S4 Profile #5	3.013	Dimmer 8-bit	Front
14	4Lite #1.1	3.014	Dimmer 8-bit	Mid 2
15	4Lite #1.2	3.015	Dimmer 8-bit	Mid 2
16	4Lite #2.1	3.016	Dimmer 8-bit	Mid 2
17	4Lite #2.2	3.017	Dimmer 8-bit	Mid 2
18	4lite #3	3.018	Dimmer 8-bit	Front
19	4lite #4	3.019	Dimmer 8-bit	Front
20	4lite #5	3.020	Dimmer 8-bit	Front
21	4lite #6	3.021	Dimmer 8-bit	Front

Fix ID	Name	Patch	Mode	Position
22	PAR64 #1	3.022	Dimmer 8-bit	Mid 2
23	PAR64 #2	3.023	Dimmer 8-bit	Mid 2
24	PAR64 #3	3.024	Dimmer 8-bit	Mid 2
25	PAR64 #4	3.025	Dimmer 8-bit	Mid 2
26	PAR64 #5	3.026	Dimmer 8-bit	Mid 2
27	PAR64 #6	3.027	Dimmer 8-bit	Mid 2
28	PAR64 #7	3.028	Dimmer 8-bit	Mid 2
29	PAR64 #8	3.029	Dimmer 8-bit	Mid 2
30	PAR64 #9	3.030	Dimmer 8-bit	Mid 2
31	PAR64 #10	3.031	Dimmer 8-bit	Mid 2
32	PAR64 #11	3.032	Dimmer 8-bit	Mid 2
33	PAR64 #12	3.033	Dimmer 8-bit	Mid 2

34	SPARE	3.046	Dimmer 8-bit	
35	SPARE	3.047	Dimmer 8-bit	
36	SPARE	3.048	Dimmer 8-bit	

101	P10 #1	1.001	P10 Profile HP Mode 2	Back
102	P10 #2	1.061	P10 Profile HP Mode 2	Back
103	P10 #3	1.121	P10 Profile HP Mode 2	Back
104	P10 #4	1.181	P10 Profile HP Mode 2	Back
105	P10 #5	1.241	P10 Profile HP Mode 2	Back
106	P10 #6	1.301	P10 Profile HP Mode 2	Back
107	P10 #7	2.001	P10 Profile HP Mode 2	Mid 1
108	P10 #8	2.061	P10 Profile HP Mode 2	Mid 1
109	P10 #9	2.121	P10 Profile HP Mode 2	Mid 1
110	P10 #10	2.181	P10 Profile HP Mode 2	Mid 1

201	Mac Aura #1	1.361	MAC Aura XIP Basic	Back
202	Mac Aura #2	1.397	MAC Aura XIP Basic	Back
203	Mac Aura #3	1.433	MAC Aura XIP Basic	Back
204	Mac Aura #4	1.469	MAC Aura XIP Basic	Back
205	Mac Aura #5	2.241	MAC Aura XIP Basic	Mid 1
206	Mac Aura #6	2.277	MAC Aura XIP Basic	Mid 1
207	Mac Aura #7	2.313	MAC Aura XIP Basic	Mid 1


208	Mac Aura #8	2.349	MAC Aura XIP Basic	Mid 1
-----	-------------	-------	--------------------	-------

301	Atomic 3000 LED #1	1.505	Atomic 3000 LED 4 channel	Back
302	Atomic 3000 LED #2	1.509	Atomic 3000 LED 4 channel	Back

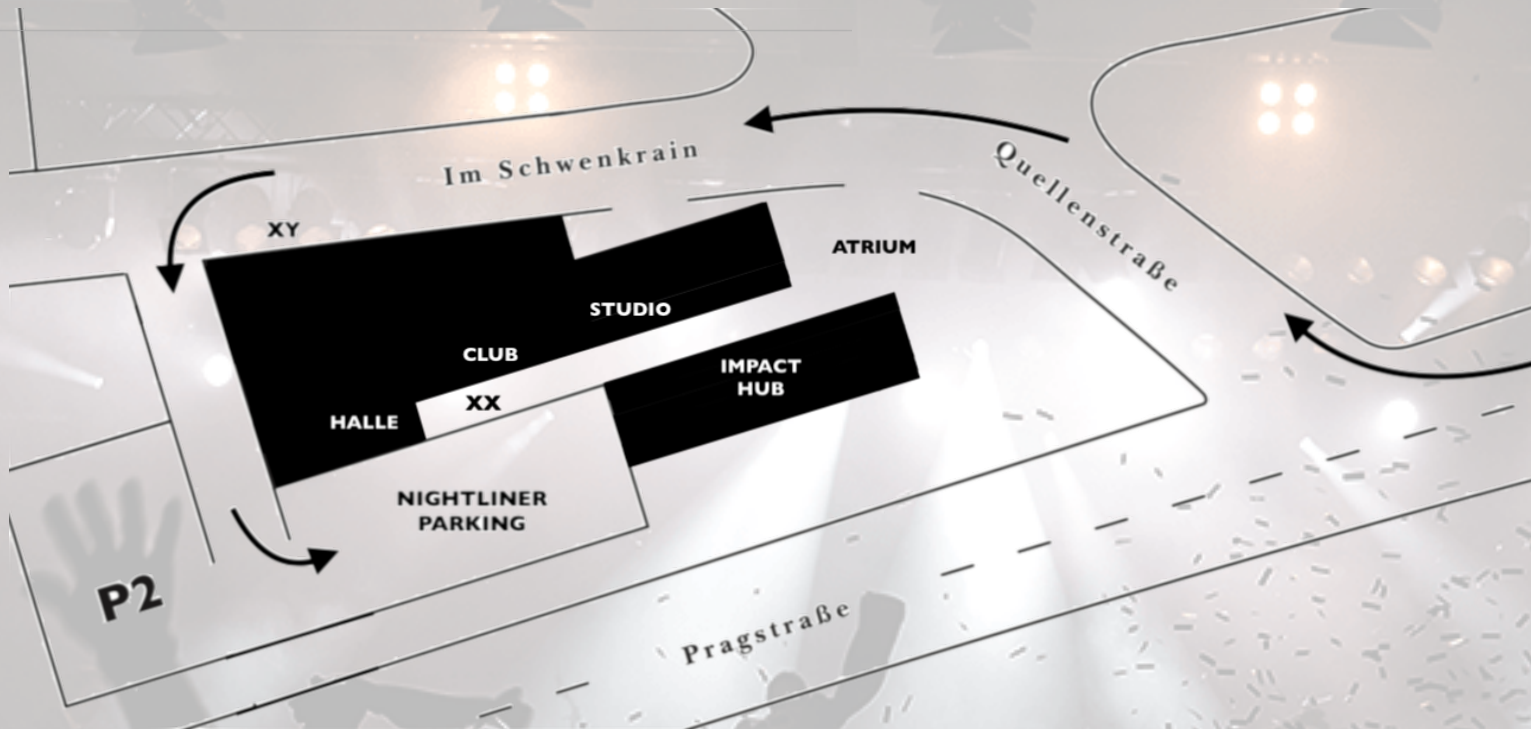
401	Haze #1	3.506	Jem Compact Hazer Pro (3ch)	Floor
402	Haze #2	3.509	Jem Compact Hazer Pro (3ch)	Floor

Fix ID	Name	Patch	Mode	Position
1001	House #1	3.034	Dimmer 8-bit	House
1002	House #2	3.035	Dimmer 8-bit	House
1003	House #3	3.036	Dimmer 8-bit	House
1004	House #4	3.037	Dimmer 8-bit	House
1005	House #5	3.038	Dimmer 8-bit	House
1006	House #6	3.039	Dimmer 8-bit	House
1007	House #7	3.040	Dimmer 8-bit	House
1008	House #8	3.041	Dimmer 8-bit	House
1009	House #9	3.042	Dimmer 8-bit	House
1010	House #10	3.043	Dimmer 8-bit	House
1011	House #11	3.044	Dimmer 8-bit	House
1012	House #12	3.045	Dimmer 8-bit	House

1101	Ambient #1	3.049	LED - RGBA 8 bit	House
1102	Ambient #2	3.053	LED - RGBA 8 bit	House
1103	Ambient #3	3.057	LED - RGBA 8 bit	House
1104	Ambient #4	3.061	LED - RGBA 8 bit	House
1105	Ambient #5	3.065	LED - RGBA 8 bit	House
1106	Ambient #6	3.069	LED - RGBA 8 bit	House
1107	Ambient #7	3.073	LED - RGBA 8 bit	House
1108	Ambient #8	3.077	LED - RGBA 8 bit	House
1109	Ambient #9	3.081	LED - RGBA 8 bit	House
1110	Ambient #10	3.085	LED - RGBA 8 bit	House
1111	Ambient #11	3.089	LED - RGBA 8 bit	House
1112	Ambient #12	3.093	LED - RGBA 8 bit	House



NIGHTLINER LOADING / PARKING



Der Trailer muss an der markierten Stelle (XY) abgehängt werden. Direkt dort befindet sich ein großer Lastenaufzug (max. 3000kg). Von dort aus sind es dann noch ca. 25-35m zur Halle oder zum Club (ebenerdig, keine Treppen). Bitte anschließend auf dem Nightliner Parkplatz parken.

You can uncouple the trailer at the marked spot (XY). There is a big elevator (max. 3000kg). Then you have to walk 25-35m to the „Halle“ or the „Club“ (no steps). Please park your nightliner at the parking lot.

LKW LADEN UND PARKEN / TRUCK LOADING AND PARKING

LKWs / Trucks können zum Load-In in den Innenhof fahren. Bitte rückwärts durch den Innenhof fahren und mit dem Heck an die Türe „Loading Halle“ (XX) stellen. Bitte so nah wie möglich an die Stahlterasse, damit keine Notausgänge versperrt werden. Leider ist der Load-Out momentan nicht über den Innenhof möglich. Daher bitte nach dem Load-In, spätestens vor Konzerteinlass aus dem Innenhof fahren und auf dem Nightliner Parkplatz parken. Zum Load-Out dann bitte an den Aufzug (XY) fahren.

Trucks can drive into the atrium for load-in. Back up through the atrium and park at the loading dock „Loading Halle“ (XX). Please stand as close to the staircase as possible in order not to block any emergency exits.

Unfortunately, load-out is currently not possible via atrium. Therefore, please drive out of the atrium after the load-in, at the latest before concert entry, and park at the nightliner parking lot. To load-out, please drive to the elevator (XY).

ZUGANG PARKPLATZ & STROM / PARKING ACCESS & BUS POWER

Der Nightliner Parkplatz ist durch Zäune gesichert. Bitte nach der Einfahrt das Tor wieder schließen.

Nightliner Strom liegt bereit und ist ausgeschildert.

Nightliner parking is fenced. Please close the gate after entry.

Nightliner power will be available and is marked.

ZUGANG VENUE / VENUE ACCESS

Vom Nightliner Parkplatz aus führt eine Stahlterasse in den Innenhof. Von dort aus ist der Zugang ausgeschildert.

Please take the staircase to get from the nightliner parking to the Wizemann atrium. Access to the facilities will be marked.

PARKPLATZ / PARKING SPACE

Sofern ihr keine Position zugewiesen bekommt, nutzt bitte die Parkposition 1 und 2.

If you are not assigned a position, please use parking position 1 and 2.

